

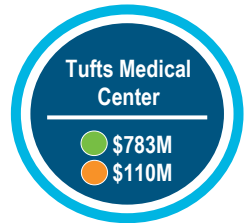
Tufts Medical Center Parent

Fiscal Year 2017:[^]

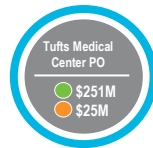
 **\$1 Billion**
Operating Revenue

 **\$2.0 Million**
Net Assets

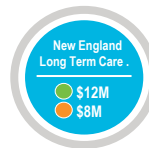
AH Acute Hospitals



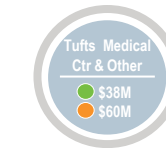
PO Physician Organizations



OP Other Health Care Providers



OO Other Organizations



Consolidating Eliminations:  (\$58M)  (\$1M)

See the technical appendix for details

At a Glance

Wellforce is comprised of the parent companies of Tufts Medical Center, Circle Health, and Hallmark Health was not financially consolidated in FY 2017.

Tufts Medical Center Parent

1 
Acute Hospital

\$21M
Total Profit/Loss

2.1%
Total Margin

Circle Health

Fiscal Year 2017:[^]

 **\$510 Million**
Operating Revenue

 **\$171 Million**
Net Assets

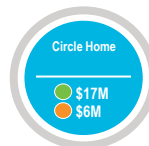
AH Acute Hospitals



PO Physician Organizations



OP Other Health Care Providers



OO Other Organizations



Consolidating Eliminations:  (\$5M)  (\$4M)

Circle Health

1 
Acute Hospital

(\$6)M
Total Profit/Loss

-1.1%
Total Margin

Hallmark Health

Fiscal Year 2017:[^]

 **\$297 Million**
Operating Revenue

 **\$197 Million**
Net Assets

AH Acute Hospitals



PO Physician Organizations



OP Other Health Care Providers



OO Other Organizations



Consolidating Eliminations:  (\$5M)  (\$2M)

Hallmark Health

1 
Acute Hospital

(\$8)M
Total Profit/Loss

-2.5%
Total Margin

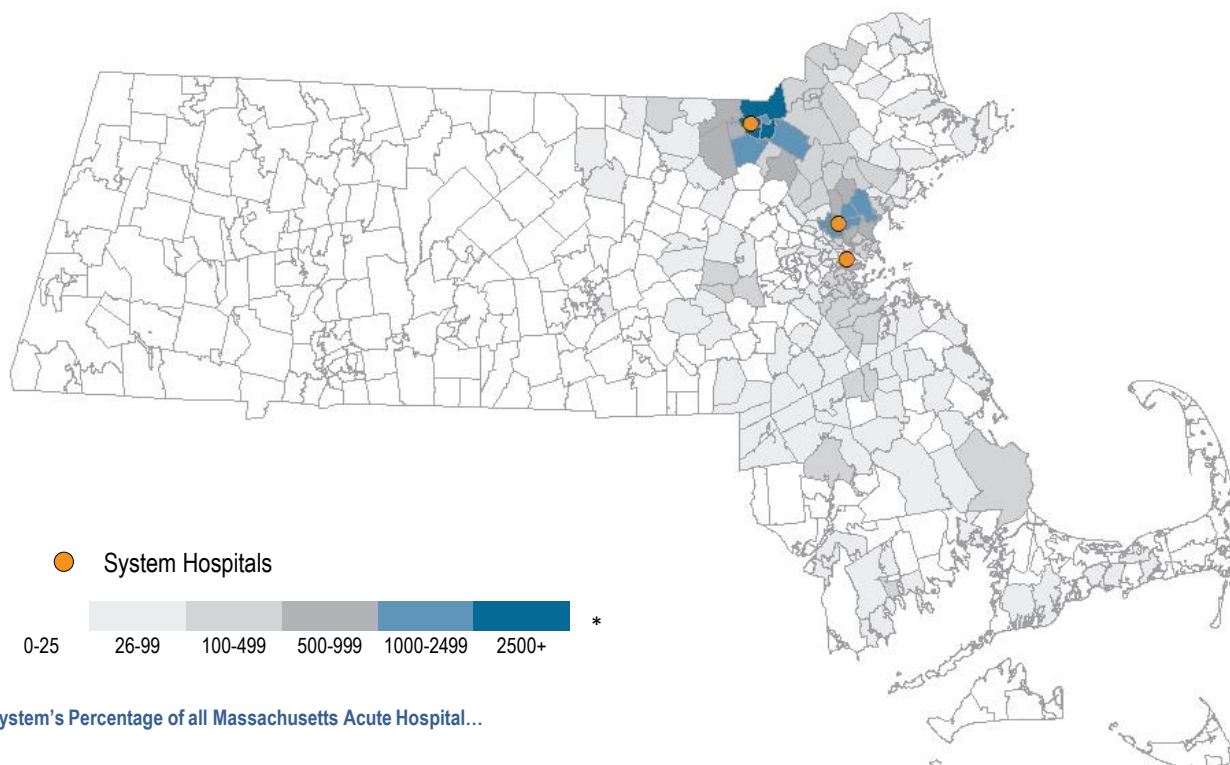
% of System's Operating Revenue:  < 10%  10-20%  > 20%

 Operating Revenue  Net Assets

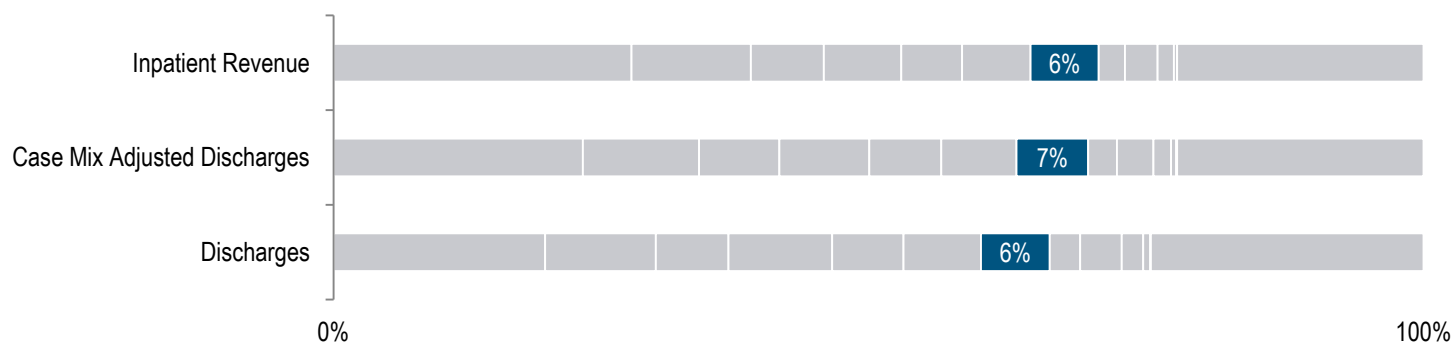
* Wellforce was not financially consolidated in FY17.

[^] Operating revenue percentages are calculated based on Tufts Medical Center Parent and Circle Health's respective total FY17 values.

AH **Acute Hospital Discharges per Zip Code**



AH **System's Percentage of all Massachusetts Acute Hospital...**



Tufts Medical Center Parent

	Entity	Profit (Loss) in Millions	Total Margin
AH	Tufts Medical Center	\$12.3	1.6%
PO	Tufts Medical Center Physicians Org.	\$1.0	0.4%
PO	New England Quality Care Alliance & Affiliates	\$6.0	18.7%

Circle Health

	Entity	Profit (Loss) in Millions	Total Margin
AH	Lowell General Hospital	\$2.3	0.5%
PO	Circle Health Physicians	\$0.0	-26.9%

Hallmark Health

	Entity	Profit (Loss) in Millions	Total Margin
AH	Hallmark Health Medical Center	\$7.9	2.9%
PO	Hallmark Health Medical Associates	(\$6.1)	-55.0%

*Origin(s) of patients served by system hospitals